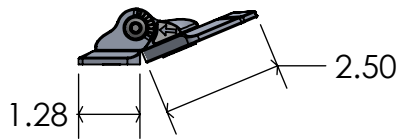




ITEM NO.	PART NUMBER	DESCRIPTION	QTY.
1	9017-001-U	MOUNT PLATE	2
2	9017-002-U	MID-SECTION	1
3	9017-003-D	RIGHT END	1
4	9017-004-P	LEFT END	1
ASSEMBLY HARDWARE			
5	9020-000-U	MICRO HINGE	4
6	92210A194-MC	8-32 X 1/2 FHCS S/S	12
7	90145A876-MC	1/8 DOWEL PIN	4
HARDWARE / ATTACHEMENT KIT			
8	3M	3M TAPE 7/8" X 5'	1
9	70-0706-9843-9	3M ADHESION PROMOTER	2



NOTES: Spoiler is held on by 3M tape commonly used on body panels. This application process has been tested. Alterations to install differently are easily done with simple screws, etc. RINGBROTHERS is not liable for any improper installations of this product.

		UNLESS OTHERWISE SPECIFIED:		RINGBROTHERS®			
		ALL DIMENSIONS ARE IN INCHES. DIMENSIONS IN PARENS ARE IN MM.		<small>PROPRIETARY AND CONFIDENTIAL</small> <small>THE INFORMATION CONTAINED IN THIS DRAWING IS THE SOLE PROPERTY OF RINGBROTHERS. ANY REPRODUCTION IN PART OR AS A WHOLE WITHOUT THE WRITTEN PERMISSION OF RINGBROTHERS IS STRICTLY PROHIBITED.</small>			
MATERIAL:	FRACTIONS: +/- 1/16 DECIMALS: .XX +/- .005 ANGLES: MACHINED .015 CONCENTRICITY: .010 BREAK CORNERS: .015-.030 FILLET RADIUS: .030-.040 SURFACE FINISH: 125 RMS	DRAWN: ISAAC GERBER INGR: RYAN SCHWARTZ PR MGR: RYAN SCHWARTZ	DATE: 8/8/2019 DATE: 12/21/2016 DATE: 12/21/2016	SIZE: A SCALE: NTS	DWG. NO.: 9017-000-U UNIVERSAL SPLITR SPOILER	REV: A SHEET 1 OF 1 3RD ANGLE PROJECTION	
MC: McMASTER-CARR FA: FASTENAL		©SIGNATURES ON FILE		WWW.RINGBROTHERS.COM			